

EAT

NAME: Magic Bars

FROM THE KITCHEN OF: The Eagle Brand folks

COOK TIME: 25 to 30 min. SERVES: 1

Not really - makes 18 to 24 bars. ☺

RECIPE

moda

Ingredients: 1 pkg. graham crackers or 1 1/2 c. crushed graham crackers
8 Tbsp. butter - 1 stick - melted
1 1/2 c. pecans - coarsely chopped
1 c. semisweet chocolate chips
3/4 c. white chocolate chips
1/2 c. butterscotch chips - or toffee bits
1 c. sweetened coconut flakes
1 - 14 oz. can sweetened condensed milk

Preheat oven to 350°F.

Line a 9" x 13" baking pan with foil or parchment paper so it extends over the sides.

Crush graham crackers with a rolling pin - or in a food processor - until finely ground.

Mix graham crackers and melted butter in a bowl and stir until graham crumbs are coated with butter. Spread evenly in the bottom of the prepared pan and press to make a thin, smooth layer.

Spread cookie/cracker layer with pecans - semisweet chocolate chips - white chocolate chips - butterscotch chips - coconut flakes. In that order. ☺

Spoon or pour sweetened condensed milk evenly over the top of entire pan. Allow to settle a few minutes.

Bake for 25 - 30 minutes at 350°.

Cool for 2 hours. Remove from pan and cut into bars.

* If you love chocolate - substitute chocolate wafers for the graham crackers.

* Cover and store in refrigerator if there are any leftovers.

SEW

NAME: Magic Bars ~ Recipe 3

FROM THE STUDIO OF: Rosie

SIZE: 8" x 8" Blocks PAGE: 1 of 9


RECIPE

moda


Magic Bars because just sixteen half-triangle squares can make ~~so~~ many different blocks.

Each block can be made with two fabrics - though some really need at least three. They can also be made with sixteen prints - or even thirty-two. You're making the magic here so it's up to you! If you want to mix it up even more, you could substitute a plain square or two - print or background - for an HTS or two.

The blocks finish at 8" x 8" - meaning they will measure 8 1/2" x 8 1/2" with seam allowance. One Recipe 3 Cake Mix will make enough HTSs for 49 blocks using 42 recipe grids.



Our Editor



Port's Starboard

SEW


NAME: *Magic Bars - Recipe 3*

FROM THE STUDIO OF: _____


SIZE: *8" x 8"*

PAGE: *2* of *9*


moda
RECIPE




Star of the Milky Way




Star Mosaic #19




Blazing Arrows



Star Variation



Barbara Fretchie Star



Star

8

7

6

5

4

3

2

1

SEW


NAME: *Magic Bars - Recipe 3*

FROM THE STUDIO OF: _____


SIZE: *8" x 8"*

PAGE: *3 of 9*


moda RECIPE




Mosaic-Zigzag Tile




Winged Square




Winged Arrow



*Rosie's Purina
Whirligig
Yanka Puzzle*



Trailing Star



Old Windmill

8

7

6

5

4

3

2

1

SEW

NAME: Magic Bars - Recipe 3


FROM THE STUDIO OF: _____

SIZE: 8" x 8"


PAGE: 4 of 9

RECIPE


moda




Ann & Andy
Sawtooth




Return of the
Swallows



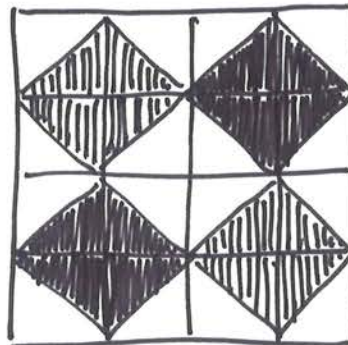
Hopscotch



Big Dipper
Hourglass



Catch Me If
You Can
Heart's Seal



Triangles & Squares

8

7

6

5

4

3

2

1

SEW

NAME: *Magic Bars - Recipe 3*


FROM THE STUDIO OF: _____

SIZE: *8" x 8"*


PAGE: *5* of *9*

RECIPE


moda




Colorado Beauty




Broken Dish




Peace and Plenty



Buzzard's Roost



The Cypress



*Balkan Puzzle
Windblown Square*

SEW


NAME: *Magic Bars - Recipe 3*

FROM THE STUDIO OF: _____


SIZE: *8" x 8"*

PAGE: *6* of *9*


RECIPE *moda*




An Envelope Motif




Hourglass




Annie's Choice



Double Z



Mosaic # 13



Mosaic # 11

SEW


NAME: Magic Bars - Recipe 3

FROM THE STUDIO OF: _____


SIZE: 8" x 8"

PAGE: 7 of 9


moda
RECIPE




Dutchman's
Puzzle




Whirlpool




Hourglass



Streak of
Lightning
Straight Furrows



Friendship
Chain



Zigzag

8

7

6

5

4

3

2

1

SEW


NAME: *Magic Bars - Recipe 3*

FROM THE STUDIO OF: _____


SIZE: *8" x 8"*

PAGE: *8* of *9*


RECIPE *moda*



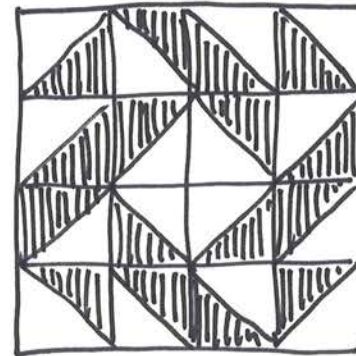
Pinwheels



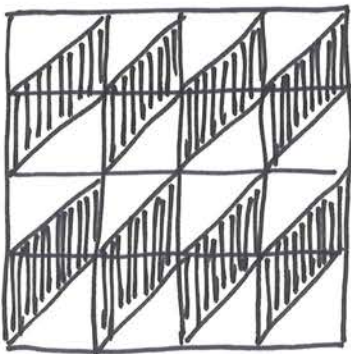
Hourglass




*Four Patch
Fox & Goose*



Whirlaway



Diamonds



Barn Raising

SEW


NAME: *Magic Bars - Recipe 3*

FROM THE STUDIO OF: _____

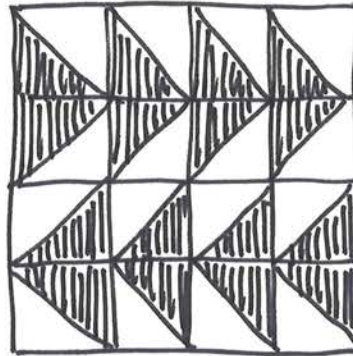
SIZE: *8" x 8"*

PAGE: *9* of *9*


RECIPE *moda*




Flying Geese




Wild Geese




Diamonds #2



Economy Patch



Spinner



Mosaic