

EAT

NAME: Magic Bars

FROM THE KITCHEN OF: The Eagle Brand folks

COOK TIME: 25 to 30 min. SERVES: 1

Not really - makes 18 to 24 bars. :)

RECIPE

moda

Ingredients: 1 pkg. graham crackers or 1 1/2 c. crushed graham crackers
8 Tbsp. butter - 1 stick - melted
1 1/2 c. pecans - coarsely chopped
1 c. semisweet chocolate chips
3/4 c. white chocolate chips
1/2 c. butterscotch chips - or toffee bits
1 c. sweetened coconut flakes
1 - 14 oz. can sweetened condensed milk

Preheat oven to 350°F.

Line a 9" x 13" baking pan with foil or parchment paper so it extends over the sides.

Crush graham crackers with a rolling pin - or in a food processor - until finely ground.

Mix graham crackers and melted butter in a bowl and stir until graham crumbs are coated with butter. Spread evenly in the bottom of the prepared pan and press to make a thin, smooth layer.

Spread cookie/cracker layer with pecans - semisweet chocolate chips - white chocolate chips - butterscotch chips - coconut flakes. In that order. :)

Spoon or pour sweetened condensed milk evenly over the top of entire pan. Allow to settle a few minutes.

Bake for 25 - 30 minutes at 350°.

Cool for 2 hours. Remove from pan and cut into bars.

* If you love chocolate - substitute chocolate wafer cookies for the graham crackers.

* Cover and store in refrigerator if there are any leftovers.

SEW

NAME: Magic Bars - Recipe 4

FROM THE STUDIO OF: Rosie

SIZE: 16" x 16" Blocks PAGE: 1 of 9
→ or 15" x 15"

moda
RECIPE


These are called Magic Bars because just sixteen half-triangle squares can make ^{so} many different options.

Each block can be made with two prints → and some can be made with sixteen. It's up to you and how much magic you want to make.


To mix it up a bit more, consider substituting a plain square → print or background → for one of the HTSs. It's just a thought.

The blocks finish at 16" x 16" or 15" x 15" depending on how you trimmed them.

One Recipe 4 Cake Mix will make 21 blocks using 42 recipe grids.



Our Editor



Port & Starboard

SEW

NAME: Magic Bars - Recipe 4


FROM THE STUDIO OF: _____

SIZE: 16" x 16"
or 15" x 15"


PAGE: 2 of 9

RECIPE


moda




Star of the Milky Way




Star Mosaic #19




Blazing Arrows



Star Variation



Barbara Fretzic Star



Star

SEW


NAME: Magic Bars - Recipe 4

FROM THE STUDIO OF: _____


SIZE: 16" x 16"
or 15" x 15"

PAGE: 3 of 9


moda
RECIPE




Mosaic-zigzag tile




Winged square




Winged arrow



Yankee puzzle
Rosie's Purina
Whirligig



Trailing star



Old windmill

SEW

NAME: Magic Bars - Recipe 4


FROM THE STUDIO OF: _____

SIZE: 16" x 16"
or 15" x 15"


PAGE: 4 of 9

RECIPE


moda




Ann & Andy
Sawtooth




Return of the
Swallows



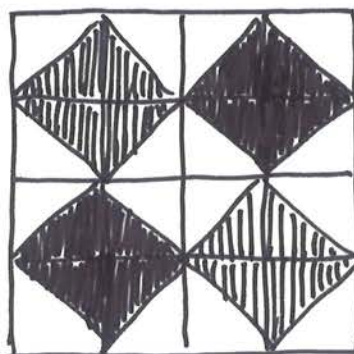
Hopscotch



Big Dipper
Hourglass



Catch Me If
You Can
Heart's Seal



Triangles &
Squares

SEW

NAME: Magic Bars - Recipe 4

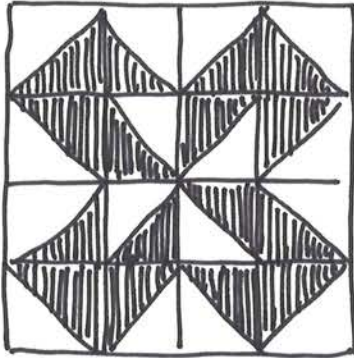
FROM THE STUDIO OF: _____

SIZE: 10" x 10"
or 15" x 15"


PAGE: 5 of 9

RECIPE


moda




Colorado Beauty




Broken Dish




Peace and Plenty



Buzzard's Roost



The Cypress



*Balkan Puzzle
Windblown
Square*

SEW

NAME: Magic Bars - Recipe 4


FROM THE STUDIO OF: _____

SIZE: 16" x 16"
15" x 15"

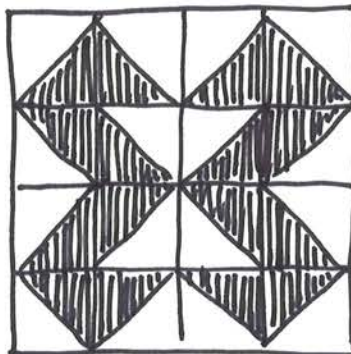
PAGE: 6 of 9

RECIPE


moda




An Envelope Motif




Hourglass




Amie's Choice



Double Z



Mosaic #13



Mosaic #11

SEW


NAME: Magic Bars - Recipe 4

FROM THE STUDIO OF: _____


SIZE: 16" x 16"
or 15" x 15"

PAGE: 7 of 9


RECIPE *moda*



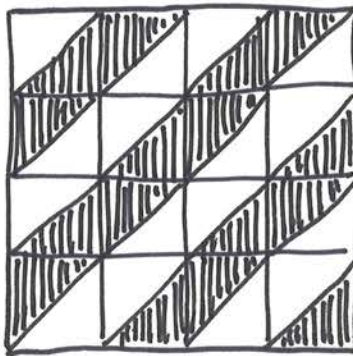
Dutchman's
Puzzle




Whirlpool




Hourglass



Streak of Lightning
Straight Furrows



Friendship
Chain



Zigzag

SEW

NAME: Magic Bars - Recipe 4


FROM THE STUDIO OF: _____

SIZE: 16" x 16"
or 15" x 15"


PAGE: 8 of 9

RECIPE


moda




Flying Geese




Wild Geese




Diamonds #2



Economy Patch



Spinner



Mosaic

SEW

NAME: Magic Bars - Recipe 4


FROM THE STUDIO OF: _____

SIZE: 16" x 16"
or 15" x 15"


PAGE: 9 of 9

RECIPE


moda




Pinwheels



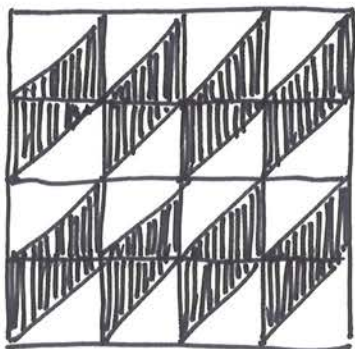
Hourglass




Four Patch
Fox & Geese



Whirlaway



Diamonds



Barn Raising